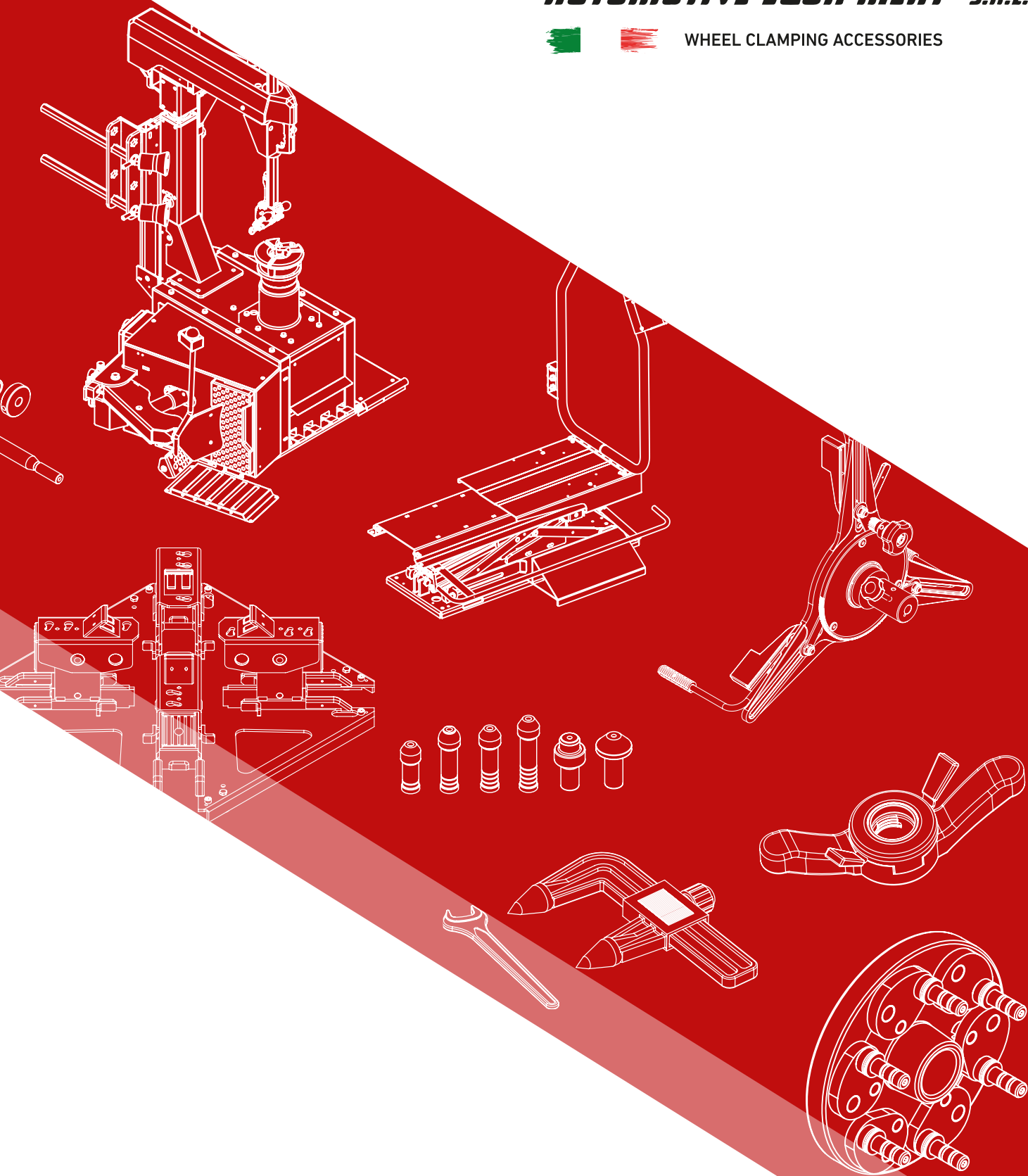


femas[®]

AUTOMOTIVE EQUIPMENT S.R.L.



WHEEL CLAMPING ACCESSORIES



D
E

accessori per ASSETTO RUOTE AUTO
accessories for CAR WHEELS ALIGNMENT










accessori per ASSETTO RUOTE CAMION
accessories for TRUCK WHEELS ALIGNMENT



AUTOMOTIVE EQUIPMENT S.R.L.

  WHEEL CLAMPING ACCESSORIES


LEGENDA - LEGEND

-  **A** accessori per Equilibratura Auto - accessories for Car Balancing
-  **B** accessori per Equilibratura Camion - accessories for Truck Balancing / Materiali di Consumo - Consumables
-  **C** accessori per Equilibratura Moto - accessories for Motorcycle Balancing
-  **D** accessori per Assetto Ruote Auto - accessories for Car Wheels Alignment
-  **E** accessori per Assetto Ruote Camion - accessories for Truck Wheels Alignment
-  **F** Kit Torrette - Mounting Heads Set
-  **G** accessori per Smontagomme - accessories for Tyre Changers
-  **H** Sollevatori - Wheel lifters
-  **I** Listino Prezzi - Price List

Assetto ruote auto Car alignment wheels

L'Assetto ruote o più semplicemente convergenza, è un'apparecchiatura atta alla misurazione degli angoli geometrici caratteristici delle ruote di un autoveicolo. Quando questi angoli non sono quelli previsti dal costruttore si possono manifestare problemi di usura anomala dei pneumatici o un comportamento anomalo del veicolo durante la marcia su strada, fenomeni di deriva laterale del veicolo o scarsa tenuta di strada. L'usura del veicolo e gli urti accidentali (buche, marciapiedi, etc.) rendono consigliabile il controllo periodico dell'assetto. La sostituzione di particolari della sospensione rende tale controllo obbligatorio.

Wheel alignment is part of standard automobile maintenance that consists of adjusting the angles of the wheels so that they are set to the car maker's specification. The purpose of these adjustments is to reduce tire wear and recover geometric angle difformity (due to accidents or to the normal vehicle aging), and to ensure that vehicle-travel is straight and true. In order to grant accurate measurement, all wheel-aligner sensors have to rely on precise reference surfaces, perfectly granted by all Femas Wheel Clamping Devices.



Assetto ruote auto Car alignment wheels

Tutti gli attacchi, uno a uno, prima della commercializzazione sono sottoposti a severi controlli atti a garantirne la qualità e la precisione. Aspetto scrupolosamente controllato è l'ortogonalità (90°) del piano dove viene fissato il sensore.

A state-of-the-art laser system tests all wheel clamps one by one before delivery. Particularly, all surfaces and the orthogonal precision of the sensor fixing room are granted as 100% precise on all our models.



AP 13"- 24" Staffa automatica ad Appoggio

Touchless self-centering clamp AP 13"- 24"



- **NOVITÀ**

Staffa 13"-24" **autocentrante** ad appoggio diretto: non necessita di puntali da inserire fra il cerchio e lo pneumatico.

- **SICUREZZA**

Necessitando del solo appoggio allo pneumatico, rimane saldamente aggrappata ad esso **evitando** possibili **danneggiamenti** al **cerchio**, soprattutto su quelli più delicati.

- **RAPIDITÀ DI UTILIZZO**

Un **veloce selettore** per selezionare i pollici dello pneumatico e un **pomolo** a ingranaggio per serrare i tre punti di attacco.

- **SUI CERCHI IN FERRO NON È NECESSARIO TOGLIERE I COPRICERCHI!**

- **NEW**

Self-centering 13"-24" clamp attaching directly to the tire: no more grippers to insert between rim and tire.

- **SAFETY**

As the clamp attaches directly on the tire, it **avoids damages** to the **rims**, even on delicate ones, while it holds fast to the tire.

- **FASTER**

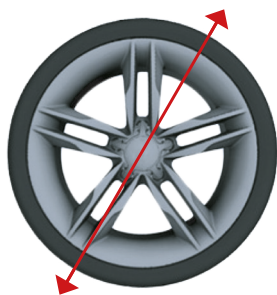
The clamp is equipped with a **quick selector** to adjust the rim size and a **handle** to clamp brackets on tire.

- **WHEEL COVER HAVE NOT TO BE REMOVED!**

NUOVO - NEW

AP 13"- 24" Staffa automatica ad Appoggio

Touchless self-centering clamp AP 13"- 24"












Min: 525 mm (20,5")

Max: 870 mm (34")



3,1 Kg

(6,8lbs)


UTILIZZO USE	CODICE CODE	Ø mm MOZZO (INCLUSO) HUB (INCLUDED) Ø mm	PERNO SENSORE (A RICHIESTA) SENSOR PIN (OPTIONAL)
AP 13-24 ATT - BOSCH - NUSSBAUM - SICE CORGHI - FAIP - TECO - MONDOLFO	2005700	-	 Cod. 3000792 (Ø20mm)
AP 13-24 BALCO (new) - JOHN BEAN (new) - SNAP-ON (new)	2005701	 Ø15 mm	-
AP 13-24 BEAR	2005702	-	 Cod. 3000783 (Ø22,5mm)
AP 13-24 BEISSBARTH	2005703	 Ø15 mm	-
AP 13-24 CEMB (old)- CORMACH - RAVAGLIOLI SPACE - SIRIO	2005704	 Ø16 mm	-
AP 13-24 CEMB (new) - VAMAG - GIULIANO MOTORX	2005705	-	 Cod. 3002801 (Ø16mm) Cod. 3005376 (Ø16mm) CEMB dal 2020
AP 13-24 FASEP	2005706	-	 Cod. 3003755 (Ø20mm)
AP 13-24 HOFMANN	2005707	 Ø16 mm	-
AP 13-24 HUNTER	2005708	 Ø15 mm	-
AP 13-24 CEMB 3D POSTERIORE / REAR	2005630		
AP 13-24 CEMB 3D ANTERIORE / FRONT	2005631		





AA 13"- 28" Attacco Appoggio Quick wheel Clamp AA 13"- 28"



Compresi con l'attacco distanziali L= 110 mm per cerchi bombati.
Spacers for convex rims (L= 110mm) included.

Attacco universale autocompensante
Universal self - compensating wheel clamp




ASSETTO WHEEL ALIGNMENT	CODICE CODE	PERNO SENSORE (A RICHIESTA) SENSOR PIN (OPTIONAL)	Ø MOZZO HUB Ø
ATT - BOSCH - NUSSBAUM - SICE - CORGHI - FAIP - TECO	2004313	 Cod. 3000792 (Ø20)	-
HOFMANN	2004314		Ø16 mm
HUNTER (new)	2004315		Ø15 mm
BEISSBARTH	2004316		Ø15 mm
BEAR	2004317	 Cod. 3000783 (Ø22,5)	-
FASEP	2004318	 Cod. 3003755 (Ø20)	-
JOHN BEAN (new) - SNAP-ON (new) - BALCO (new)	2004320		Ø15 mm
SPACE - CORMACH - RAVAGLIOLI - SIRIO - CEMB (old)	2004321		Ø16 mm
CEMB (new) - VAMAG - GIULIANO - MOTORX	2004322	 Cod. 3002801 (Ø16) Cod. 3005376 (Ø16) CEMB dal 2020	-
CEMB 3D POSTERIORE / REAR	2005632		
CEMB 3D ANTERIORE / FRONT	2005633		





AM 10"- 21" Attacco ruote Manuale

Manual wheel Clamp AM 10"- 21"




Attacco autocentrante e autocompensante
Self - centering and self - compensating wheel clamp







ASSETTO WHEEL ALIGNMENT	CODICE CODE	PERNO SENSORE (A RICHIESTA) SENSOR PIN (OPTIONAL)	Ø MOZZO HUB Ø
ATT - BOSCH - NUSSBAUM - SICE - CORGHI - FAIP - TECO	2002123	 Cod. 3000792 (Ø20)	-
HOFMANN	2002187		Ø16 mm
HUNTER (new)	2002115		Ø15 mm
BEISSBARTH	2002116		Ø15 mm
BEAR	2002113	 Cod. 3000783 (Ø22,5)	-
FASEP	2002117	 Cod. 3003755 (Ø20)	-
JOHN BEAN (new) - SNAP-ON (new) - BALCO (new)	2002188		Ø15 mm
SPACE - CORMACH - RAVAGLIOLI - SIRIO - CEMB (old)	2003170		Ø16 mm
CEMB (new) - VAMAG - GIULIANO - MOTORX	2002428	 Cod. 3002801 (Ø16) Cod. 3005376 (Ø16) CEMB dal 2020	-
CEMB 3D POSTERIORE / REAR	2005634		
CEMB 3D ANTERIORE / FRONT	2005635		

AR 10"- 21" Attacco ruote Rapido Quick wheel Clamp AR 10"- 21"



Attacco autocentrante e autocompensante
Self - centering and self - compensating wheel clamp

ASSETTO WHEEL ALIGNMENT	CODICE CODE	PERNO SENSORE (A RICHIESTA) SENSOR PIN (OPTIONAL)	Ø MOZZO HUB Ø
ATT - BOSCH - NUSSBAUM - SICE - CORGHI - FAIP - TECO	2001652	 Cod. 3000792 (Ø20)	-
HOFMANN	2001653		Ø16 mm
HUNTER (new)	2001670		Ø15 mm
BEISSBARTH	2001671		Ø15 mm
BEAR	2000671	 Cod. 3000783 (Ø22,5)	-
FASEP	2001673	 Cod. 3003755 (Ø20)	-
JOHN BEAN (new) - SNAP-ON (new) - BALCO (new)	2003167		Ø15 mm
SPACE - CORMACH - RAVAGLIOLI - SIRIO - CEMB (old)	2003168		Ø16 mm
CEMB (new) - VAMAG - GIULIANO - MOTORX	2002805	 Cod. 3002801 (Ø16) Cod. 3005376 (Ø16) CEMB dal 2020	-
CEMB 3D POSTERIORE / REAR	2005636		
CEMB 3D ANTERIORE / FRONT	2005637		


AUR 11"- 23" Attacco universale Rapido





Universal Quick wheel Clamp AUR 11"- 23"



ad esaurimento - WHILE STOCKS

Attacco autocentrante e autocompensante
Self - centering and self - compensating wheel clamp




ASSETTO WHEEL ALIGNMENT	CODICE CODE	PERNO SENSORE (A RICHIESTA) SENSOR PIN (OPTIONAL)	Ø MOZZO HUB Ø
ATT - BOSCH - NUSSBAUM - SICE - CORGHI - FAIP - TECO	2002770	 Cod. 3000792 (Ø20)	-
HOFMANN	2002771		Ø16 mm
HUNTER (new)	2002772		Ø15 mm
BEISSBARTH	2002773		Ø15 mm
BEAR	2002774	 Cod. 3000783 (Ø22,5)	-
FASEP	2002775	 Cod. 3003755 (Ø20)	-
JOHN BEAN (new) - SNAP-ON (new) - BALCO (new)	2003191		Ø15 mm
SPACE - CORMACH - RAVAGLIOLI - SIRIO - CEMB (old)	2002777		Ø16 mm
CEMB (new) - VAMAG - GIULIANO - MOTORX	2002778	 Cod. 3002801 (Ø16) Cod. 3005376 (Ø16) CEMB dal 2020	-
CEMB 3D POSTERIORE / REAR	2005638		
CEMB 3D ANTERIORE / FRONT	2005639		

GCR 11"- 23" Gruppo Centraggio Rapido Universal Quick Assembly **GCR 11"- 23"**



ad esaurimento - WHILE STOCKS


**Attacco autocentrante
Self - centering wheel clamp**




ASSETTO WHEEL ALIGNMENT	CODICE CODE	PERNO SENSORE (A RICHIESTA) SENSOR PIN (OPTIONAL)	Ø MOZZO HUB Ø
ATT - BOSCH - NUSSBAUM - SICE - CORGHI - FAIP - TECO	2002779	 Cod. 3000792 (Ø20)	-
HOFMANN	2002780		Ø16 mm
HUNTER (new)	2002781		Ø15 mm
BEISSBARTH	2002782		Ø15 mm
BEAR	2002783	 Cod. 3000783 (Ø22,5)	-
FASEP	2002784	 Cod. 3003755 (Ø20)	-
JOHN BEAN (new) - SNAP-ON (new) - BALCO (new)	2003187		Ø15 mm
SPACE - CORMACH - RAVAGLIOLI - SIRIO - CEMB (old)	2002786		Ø16 mm
CEMB (new) - VAMAG - GIULIANO - MOTORX	2002787	 Cod. 3002801 (Ø16) Cod. 3005376 (Ø16) CEMB dal 2020	-
CEMB 3D POSTERIORE / REAR	2005640		
CEMB 3D ANTERIORE / FRONT	2005641		





AS 12"- 21" Attacco Standard

Standard Clamp AS 12"- 21"



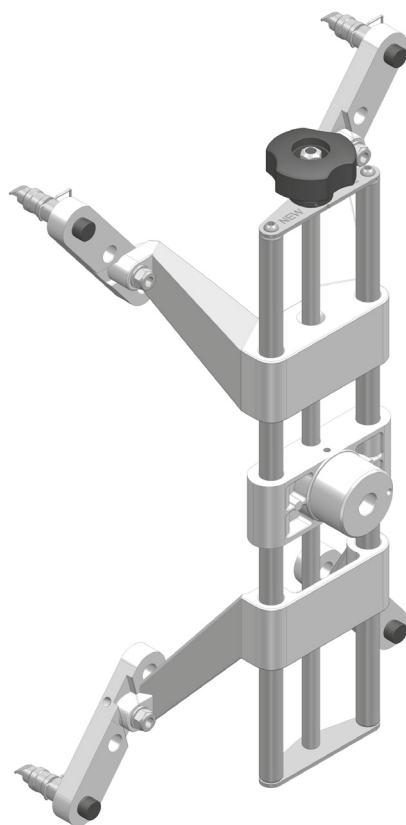
Attacco autocentrante
Self - centering wheel clamp







ASSETTO WHEEL ALIGNMENT	CODICE CODE	PERNO SENSORE (A RICHIESTA) SENSOR PIN (OPTIONAL)	Ø MOZZO HUB Ø
ATT - BOSCH - NUSSBAUM - SICE - CORGHI - FAIP - TECO	2002372	 Cod. 3000792 (Ø20)	-
HOFMANN	2002373		Ø16 mm
HUNTER (new)	2002374		Ø15 mm
BEISSBARTH	2002375		Ø15 mm
BEAR	2002376	 Cod. 3000783 (Ø22,5)	-
FASEP	2002377	 Cod. 3003755 (Ø20)	-
JOHN BEAN (new) - SNAP-ON (new) - BALCO (new)	2003171		Ø15 mm
SPACE - CORMACH - RAVAGLIOLI - SIRIO - CEMB (old)	2003172		Ø16 mm
CEMB (new) - VAMAG - GIULIANO - MOTORX	2002808	 Cod. 3002801 (Ø16) Cod. 3005376 (Ø16) CEMB dal 2020	-
CEMB 3D POSTERIORE / REAR	2005642		
CEMB 3D ANTERIORE / FRONT	2005643		

AS 10"- 26" Attacco Standard

Standard Clamp AS 10"- 26"



ASSETTO WHEEL ALIGNMENT	CODICE CODE	PERNO SENSORE (A RICHIESTA) SENSOR PIN (OPTIONAL)	Ø MOZZO HUB Ø
ATT - BOSCH - NUSSBAUM - SICE - CORGHI - FAIP - TECO	2005752	 Cod. 3000792 (Ø20)	-
HOFMANN	2005753		Ø16 mm
HUNTER (new)	2005754		Ø15 mm
BEISSBARTH	2005755		Ø15 mm
BEAR	2005756	 Cod. 3000783 (Ø22,5)	-
FASEP	2005757	 Cod. 3003755 (Ø20)	-
JOHN BEAN (new) - SNAP-ON (new) - BALCO (new)	2005758		Ø15 mm
SPACE - CORMACH - RAVAGLIOLI - SIRIO - CEMB (old)	2005759		Ø16 mm
CEMB (new) - VAMAG - GIULIANO - MOTORX	2005766	 Cod. 3002801 (Ø16) Cod. 3005376 (Ø16) CEMB dal 2020	-
CEMB 3D POSTERIORE / REAR	2005767		
CEMB 3D ANTERIORE / FRONT	2005768		

Attacco a fissaggio magnetico

Magnetic wheel clamp


AFM







NUOVO - NEW

Attacco autocentrante e autocompensante
Self - centering and self - compensating wheel clamp


n.b.: con carrello NON MAGNETICO - with not magnetic brackets







ASSETTO WHEEL ALIGNMENT	CODICE CODE	PERNO SENSORE (A RICHIESTA) SENSOR PIN (OPTIONAL)	Ø MOZZO HUB Ø
ATT - BOSCH - NUSSBAUM - SICE - CORGHI - FAIP - TECO	2005139	 Cod. 3000792 (Ø20)	-
HOFMANN	2005140		Ø16 mm
HUNTER (new)	2005141		Ø15 mm
BEISSBARTH	2005142		Ø15 mm
BEAR	2005143	 Cod. 3000783 (Ø22,5)	-
FASEP	2005144	 Cod. 3003755 (Ø20)	-
JOHN BEAN (new) - SNAP-ON (new) - BALCO (new)	2005146		Ø15 mm
SPACE - CORMACH - RAVAGLIOLI - SIRIO - CEMB (old)	2005147		Ø16 mm
CEMB (new) - VAMAG - GIULIANO - MOTORX	2005148	 Cod. 3002801 (Ø16) Cod. 3005376 (Ø16) CEMB dal 2020	-
CEMB 3D POSTERIORE / REAR	2005646		
CEMB 3D ANTERIORE / FRONT	2005647		

F-PBM Attacco Ruote speciale Special wheel Clamp F-PBM

PORSCHE - BMW- MERCEDES



Attacco autocentrante e autocompensante
Self - centering and self - compensating wheel clamp

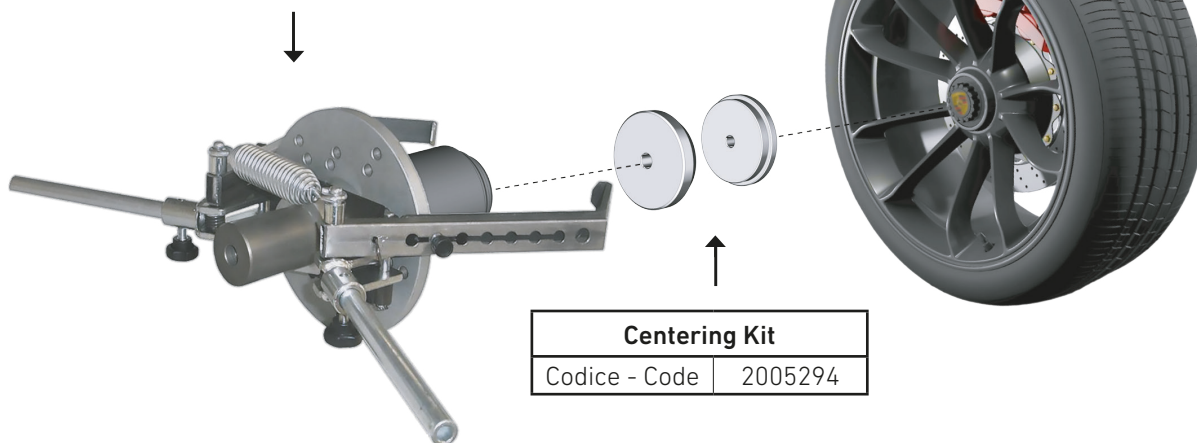
ASSETTO WHEEL ALIGNMENT	CODICE CODE	PERNO SENSORE (A RICHIESTA) SENSOR PIN (OPTIONAL)	Ø MOZZO HUB Ø
ATT - BOSCH - NUSSBAUM - SICE - CORGHI - FAIP - TECO	2002280	 Cod. 3000792 (Ø20)	-
HOFMANN	2002281		Ø16 mm
HUNTER (new)	2002293		Ø15 mm
BEISSBARTH	2002294		Ø15 mm
BEAR	2002295	 Cod. 3000783 (Ø22,5)	-
FASEP	2002296	 Cod. 3003755 (Ø20)	-
JOHN BEAN (new) - SNAP-ON (new) - BALCO (new)	2003228		Ø15 mm
SPACE - CORMACH - RAVAGLIOLI - SIRIO - CEMB (old)	2002283		Ø16 mm
CEMB (new) - VAMAG - GIULIANO - MOTORX	2002813	 Cod. 3002801 (Ø16) Cod. 3005376 (Ø16) CEMB dal 2020	-
CEMB 3D POSTERIORE / REAR	2005648		
CEMB 3D ANTERIORE / FRONT	2005649		

Kit per CERCHIO MONODADO

Kit for CENTER LOCKING RIM

PORSCHE

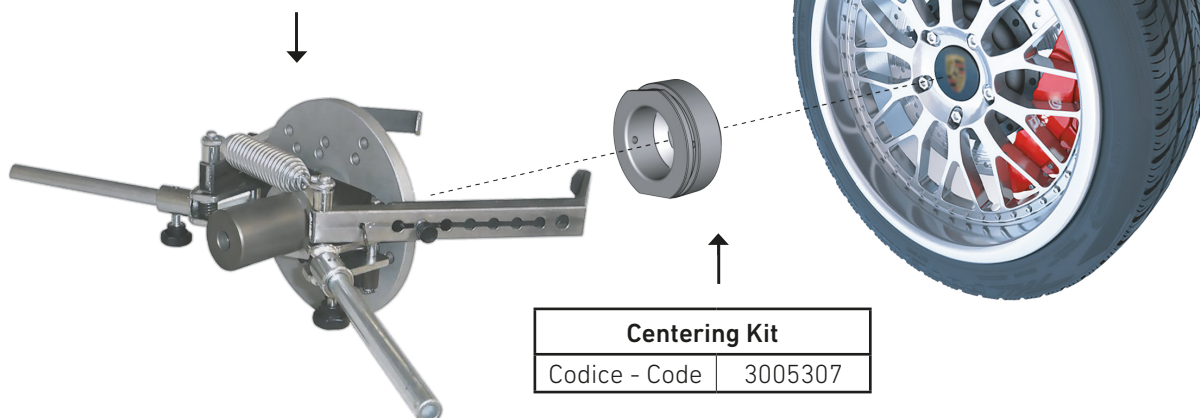
Femas' **F-PBM** wheel clamp
+ special **Porsche** adapter



Adattatore per ruote -Adapter for wheels

PORSCHE MACAN

Femas' **F-PBM** wheel clamp



CCD-PWA Attacco speciale PORSCHE PORSCHE wheel adapter **CCD-PWA**

PORSCHE

Il kit è composto da: n°4 gruppi di centraggio e bloccaggio, n°4 adattatori spoiler, n°4 mozzi porta sensore, e da n°4 chiavi dinamometriche.


Each set includes: 4 centering and locking devices, 4 spoiler adapters + wrenches, 4 sensor holder hubs, 4 dynamometric wrenches.



UTILIZZO - USE

911 COUPE - TARGA - CABRIO EIBACH PRO - 911 - 993
- 964 EIBACH PRO - 995 - 996 - 997 - 928 - 944 - 959 -
968 - BOXSTER 986 - 987 EIBACH PRO - CAYENNE

Da utilizzare su assetti di tipo tradizionale
Using on traditional aligners only



ASSETTO WHEEL ALIGNMENT	CODICE CODE	PERNO SENSORE (A RICHIESTA) SENSOR PIN (OPTIONAL)	Ø MOZZO HUB Ø
ATT - BOSCH - NUSSBAUM - SICE - CORGHI - FAIP - TECO MONDOLFO	2003433	 Cod. 3000792 (Ø20)	-
HOFMANN	2003434		Ø16 mm
HUNTER (new)	2003435		Ø15 mm
BEISSBARTH	2003436		Ø15 mm
BEAR	2003437	 Cod. 3000783 (Ø22,5)	-
FASEP	2003438	 Cod. 3003755 (Ø20)	-
JOHN BEAN (new) - SNAP-ON (new) - BALCO (new)	2003440		Ø15 mm
SPACE - CORMACH - RAVAGLIOLI - SIRIO - CEMB (old)	2003441		Ø16 mm
CEMB (new) - VAMAG - GIULIANO - MOTORX	2003442	 Cod. 3002801 (Ø16) Cod. 3005376 (Ø16) CEMB dal 2020	-
CEMB 3D POSTERIORE / REAR	2005650		
CEMB 3D ANTERIORE / FRONT	2005651		

3D-PWA Attacco speciale PORSCHE

PORSCHE wheel adapter 3D-PWA




Il kit è composto da: n°4 gruppi di centraggio e bloccaggio, n°4 mozzi speciali porta sensore, n°4 chiavi dinamometriche lunghe, n°4 chiavi esagonali CH6.





Each set includes: 4 centering and locking devices, 4 special sensor holder hubs, 4 long dynamometric wrenches, 4 CH6 Allen wrenches.

UTILIZZO - USE


911 COUPE - TARGA - CABRIO EIBACH PRO - 911 - 993
- 964 EIBACH PRO - 995 - 996 - 997 - 928 - 944 - 959 -
968 - BOXSTER 986 - 987 EIBACH PRO - CAYENNE

Da utilizzare su attrezzi 3D
Using only for 3D aligners



ASSETTO WHEEL ALIGNMENT	CODICE CODE	PERNO SENSORE (A RICHIESTA) SENSOR PIN (OPTIONAL)	Ø MOZZO HUB Ø
ATT - BOSCH - NUSSBAUM - SICE - CORGHI - FAIP - TECO MONDOLFO	2003468	 Cod. 3000792 (Ø20)	-
HOFMANN	2003469		Ø16 mm
HUNTER (new)	2003470		Ø15 mm
BEISSBARTH	2003471		Ø15 mm
BEAR	2003472	 Cod. 3000783 (Ø22,5)	-
FASEP	2003473	 Cod. 3003755 (Ø20)	-
JOHN BEAN (new) - SNAP-ON (new) - BALCO (new)	2003475		Ø15 mm
SPACE - CORMACH - RAVAGLIOLI - SIRIO - CEMB (old)	2003476		Ø16 mm
CEMB (new) - VAMAG - GIULIANO - MOTORX	2003477	 Cod. 3002801 (Ø16) Cod. 3005376 (Ø16) CEMB dal 2020	-
CEMB 3D POSTERIORE / REAR	2005652		
CEMB 3D ANTERIORE / FRONT	2005653		

Accessori a richiesta **SOLO** per **AA 13"- 30"**
Optional accessories **ONLY** for **AA 13"- 30"**




CODICE CODE	DESCRIZIONE DESCRIPTION
2004310	KIT LED POSIZIONATORE LED POSITION KIT

Accessori a richiesta **SOLO** per **AA 13"- 30"**
Optional accessories **ONLY** for **AA 13"- 30"**



CODICE CODE	DESCRIZIONE DESCRIPTION
2004331	KIT ADATTATORE PER SPOILER SPOILER ADAPTERS KIT

Accessori a richiesta attacchi Clamps optional accessories



9 →



← 10



RIF. REF.	CODICE CODE	DESCRIZIONE DESCRIPTION	N°PEZZI PIECES N°	AR	AM	AUR	GCR
1	2001761	SET PUNTALE SHOES SET	3	Incluso standard delivered			
2	2001655	SET GRIFFA CORTA SHORT GRIPPER SET	3	OK	OK	OK	
3	2001656	SET GRIFFA LUNGA LONG GRIPPER SET	3	OK	OK	OK	
4	2001728	SET GRIFFA SAGOMATA SHAPED GRIPPER SET	3	OK	OK	OK	
5	2000633	SET GRIFFA SAGOMATA LUNGA LONG SHAPED GRIPPER SET	3	OK	OK	OK	
6	2000436	SET GRIFFA SPECIALE , per cerchi bombati SPECIAL GRIPPER SET, for convex rims	3	OK	OK	OK	
7	2001657	SET PROLUNGA 58 mm PER GRIFFA GRIPPER EXTENSION SET 58 mm	3	OK	OK	OK	
8	2000434	SET PROLUNGA 35 mm PER GRIFFA GRIPPER EXTENSION SET 35 mm	3	OK	OK	OK	
9	2002245	KIT GRIFFE E PROLUNGHE GRIPPER EXTENSIONS AND GRIPPER SET	12	OK	OK	OK	
10	2001932	KIT GRIFFE E PROLUNGHE GRIPPER EXTENSIONS AND GRIPPER SET	12	OK	OK	OK	

Accessori a richiesta attacchi Clamps optional accessories



↑
11




↑
12




↑
13

RIF. REF.	CODICE CODE	DESCRIZIONE DESCRIPTION	N°PEZZI PIECES N°	AR	AM	AUR	GCR
11	2000174	SET GRIFFE PER CERCHI IN LEGA CON PROTEZIONE, 43 mm GRIPPERS WITH PLASTIC INSERT FOR ALLOY RIMS, 43 mm	3			OK	OK
12	2003299	SET GRIFFE CERCHI BORDO LARGO CON PROT. 46 mm GRIP. SET WITH PLASTIC INSERT FOR WIDE EDGE RIM, 46 mm	3			OK	OK
13	2002695	SET GRIFFE PER FURGONI CERCHI A BORDO LARGO, 98 mm GRIPPERS SET FOR VAN WIDE EDGE RIM, 98 mm	3			OK	OK

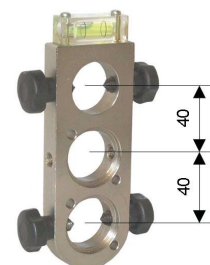
Accessori a richiesta attacchi Clamps optional accessories



↑
14




↑
15



↑
16

RIF. REF.	CODICE CODE	DESCRIZIONE DESCRIPTION	N°PEZZI PIECES N°	AA - AR - AM - AUR - GCR - F-PBM CCD - PWA - 3D-PWA - MAGNETICO
14	3002052	ADATTATORE CAMION ADAPTER FOR TRUCK WHEELS	1	OK
15	2002163	ADATTATORE SPOILER LUNGO LONG SPOILER ADAPTER	1	OK
16	3002003	ADATTATORE SPOILER SPOILER ADAPTER	1	OK

Prolunghe a richiesta attacchi Clamps optional extensions



RIF. REF.	CODICE CODE	DESCRIZIONE DESCRIPTION	N°PEZZI PIECES N°	AR	AM
1	2002197	SET PROLUNGHE CAMION DA 2" SET OF EXTENSIONS 2"	3	OK	OK
2	2002168	SET PROLUNGHE CAMION DA 7" SET OF EXTENSIONS 7"	3	OK	OK
3	2002036	KIT PROLUNGHE CAMION DA 7" KIT OF TRUCK EXTENSIONS 7"	3	OK	OK

Set prolunghe a richiesta Optional extensions set



← 1

Set composto da :
N°12 PROLUNGHE DA 2"


Kit composed of :
N°12 EXTENSIONS 2"



← 2

Set composto da :
N°12 PROLUNGHE DA 7"

Kit composed of :
N°12 EXTENSIONS 7"



← 3

Set composto da :
N°20 PROLUNGHE
CAMION DA 7"

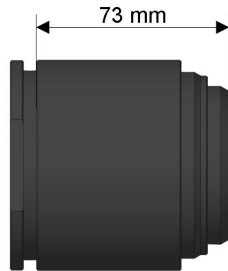
Kit composed of :
N°20 TRUCK
EXTENSIONS 7"

RIF. REF.	CODICE CODE	DESCRIZIONE DESCRIPTION	N°PEZZI PIECES N°	AR	AM
1	2005155	SET PROLUNGHE CAMION DA 2" SET OF EXTENSIONS 2"	12	OK	OK
2	2002199	SET PROLUNGHE CAMION DA 7" SET OF EXTENSIONS 7"	12	OK	OK
3	2002211	KIT PROLUNGHE CAMION DA 7" KIT OF TRUCK EXTENSIONS 7"	20	OK	OK

Accessori BMW-MERCEDES-PORSCHE

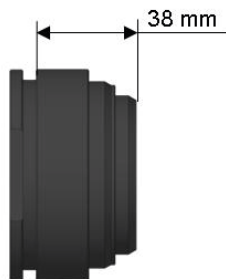
BMW-MERCEDES-PORSCHE accessories

AM - AR - AUR - GCR - F - PBM

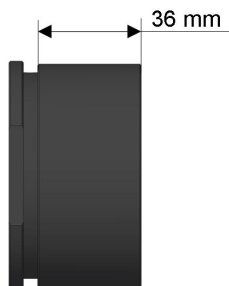


CODICE CODE	DESCRIZIONE DESCRIPTION
2401623	ADATTATORE LUNGO PORSCHE PORSCHE LONG ADAPTER

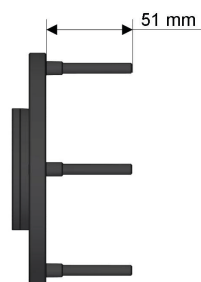

NUOVO - NEW



CODICE CODE	DESCRIZIONE DESCRIPTION
2402925	ADATTATORE CORTO PORSCHE PORSCHE SHORT ADAPTER



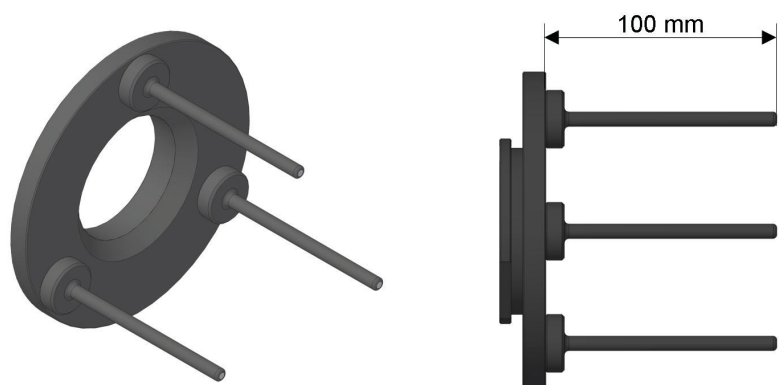
CODICE CODE	DESCRIZIONE DESCRIPTION
2401622	ADATTATORE CORTO PORSCHE PORSCHE SHORT ADAPTER



CODICE CODE	DESCRIZIONE DESCRIPTION
3001624	ADATTATORE BMW-MERCEDES BMW-MERCEDES ADAPTER

Accessori BMW-MERCEDES-PORSCHE BMW-MERCEDES-PORSCHE accessories

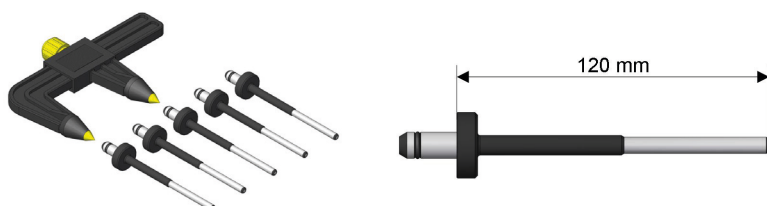
AM - AR - AUR - GCR - F - PBM



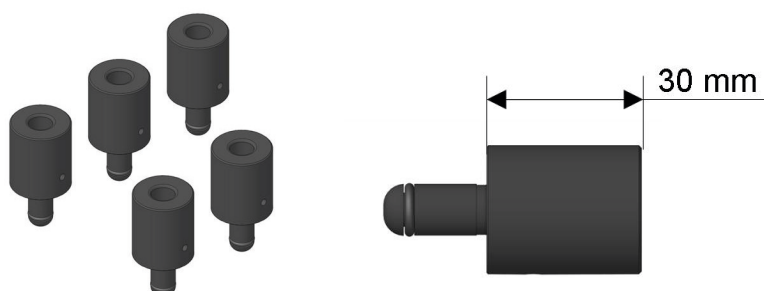
CODICE CODE	DESCRIZIONE DESCRIPTION
2000442	ADATTATORE SMART SMART ADAPTER

Accessori BMW-MERCEDES-PORSCHE BMW-MERCEDES-PORSCHE accessories

AM - F - PBM




CODICE CODE	DESCRIZIONE DESCRIPTION
2003136	KIT SPINOTTI BMW-MERCEDES BMW-MERCEDES PINS KIT



CODICE CODE	DESCRIZIONE DESCRIPTION
2000454	SET PROLUNGA SPINOTTI BMW - MERCEDES BMW - MERCEDES EXTENSION PINS SET


Kit BMW-MERCEDES-PORSCHE

BMW-MERCEDES-PORSCHE kit




Kit composto da :
N°4 ADATTATORI LUNGI PORSCHE
N°4 ADATTATORI CORTI PORSCHE

Kit composed of :
N°4 PORSCHE LONG ADAPTER
N°4 PORSCHE SHORT ADAPTER



Kit composto da :
N°4 ADATTATORI BMW-MERCEDES

Kit composed of :
N°4 BMW-MERCEDES ADAPTERS



Kit composto da :
N°4 ADATTATORI SMART

Kit composed of :
N°4 SMART ADAPTERS




Kit composto da :
N°20 ADATTATORI BMW-MERCEDES

Kit composed of :
N°20 BMW-MERCEDES ADAPTERS

RIF. REF.	CODICE CODE	DESCRIZIONE DESCRIPTION	N°PEZZI PIECES N°	AM - AR - AUR - GCR - F - PBM
1	2001660	KIT ADATTATORI PORSCHE PORSCHE ADAPTERS KIT	8	OK
2	2001658	KIT ADATTATORI BMW - MERCEDES BMW - MERCEDES ADAPTERS KIT	4	OK
3	2000441	KIT ADATTATORI SMART SMART ADAPTERS KIT	4	OK
4	2003137	KIT ADATTATORI BMW - MERCEDES L=120 mm BMW - MERCEDES ADAPTERS KIT L=120 mm	21	OK


Kit BMW-MERCEDES-PORSCHE BMW-MERCEDES-PORSCHE kit



← 1

Set composto da :
N°20 PROLUNGA SPINOTTI
BMW - MERCEDES


Set composed of :
N°20 BMW - MERCEDES
EXTENSION PINS



← 2


Kit composto da :
N°40 ADATTATORI BMW-MERCEDES

Kit composed of :
N°40 BMW-MERCEDES ADAPTERS



RIF. REF.	CODICE CODE	DESCRIZIONE DESCRIPTION	N°PEZZI PIECES N°	AM - AR - AUR - GCR - F - PBM
1	2000420	SET PROLUNGA SPINOTTI BMW - MERCEDES BMW - MERCEDES EXTENSION PINS SET	20	OK
2	2002213	KIT ADATTATORI BMW - MERCEDES BMW - MERCEDES ADAPTERS KIT	41	OK

Accessori a richiesta attacchi Clamps optional accessories



↑
7




↑
8



↑
9


RIF. REF.	CODICE CODE	DESCRIZIONE DESCRIPTION	N°PEZZI PIECES N°	AS	AS + GBR
1	2000383	SET PUNTALE SHOES SET	4		OK
2	2000381	SET GRIFFA SAGOMATA SHORT GRIPPER SET	4		OK
3	2000379	SET GRIFFA SPECIALE, PER RUOTE BOMBATE SPECIAL GRIPPER SET, FOR CONVEX RIMS	4		OK
4	2002359	SET GRIFFA CORTA SHORT GRIPPER SET	4		OK
5	2000382	SET GRIFFA LUNGA LONG GRIPPER SET	4		OK
6	2000380	SET GRIFFA SAGOMATA LUNGA LONG SHAPED GRIPPER SET	4		OK
7	2000183	SET GRIFFE CERCHI IN LEGA CON PROTEZIONE, 43 mm GRIPPERS WITH PLASTIC INSERT FOR ALLOY RIMS, 43 mm	4	OK	
8	2003334	SET GRIFFE CERCHI BORDO LARGO CON PROT. 46 mm GRIPPERS SET WITH PLASTIC INSERT FOR WIDE EDGE RIM, 46 mm	4	OK	
9	2002696	SET GRIFFE FURGONI CERCHI A BORDO LARGO 98 mm GRIPPERS SET FOR VAN WIDE EDGE RIM, 98 mm	4	OK	

Accessori a richiesta attacchi Clamps optional accessories

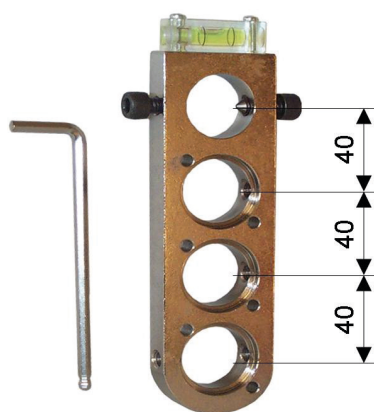


INSERTO - INSERT


CODICE CODE	DESCRIZIONE DESCRIPTION
3000177	INSERTO PROTEZIONE CERCHIO PLASTIC INSERT



↑
1



↑
2



↑
3

RIF. REF.	CODICE CODE	DESCRIZIONE DESCRIPTION	N°PEZZI PIECES N°	AS	AS + GBR
1	3002392	ADATTATORE CAMION ADAPTER FOR TRUCK WHEELS	2	OK	OK
2	3002391	ADATTATORE SPOILER LUNGO LONG SPOILER ADAPTER	2	OK	OK
3	3002390	ADATTATORE SPOILER SPOILER ADAPTER	2	OK	OK

Prolunghe a richiesta attacchi

Clamps optional extensions



↑
1



← 2

Set composto da :
N°8 SET PROLUNGHE DA 5"

Set composed of :
N°8 SET OF EXTENSIONS 5"



← 3

Set composto da :
N°8 SET PROLUNGHE DA 2"

Set composed of :
N°8 SET OF EXTENSIONS 2"

RIF. REF.	CODICE CODE	DESCRIZIONE DESCRIPTION	N°PEZZI PIECES N°	AS	AS + GBR
1	2002916	SET PROLUNGHE DA 5" SET OF EXTENSIONS 5"	2	OK	OK
2	2002917	SET PROLUNGHE DA 5" SET OF EXTENSIONS 5"	8	OK	OK
3	2002217	SET PROLUNGHE DA 2" (solo per CORGHI - PRO ALIGN originali) SET OF EXTENSIONS 2" (only for CORGHI - PRO ALIGN original)	8	No attacchi FEMAS No FEMAS clamps	

Accessori a richiesta attacchi Clamps optional accessories



← 1



PERNO FISSAGGIO
SENSORE Ø20 mm

Ø20 mm SENSOR
FIXING PIN



← 2



PERNO FISSAGGIO
SENSORE Ø16 mm

Ø16 mm SENSOR
FIXING PIN



← 3



PERNO FISSAGGIO
SENSORE Ø22,5 mm

Ø22,5 mm SENSOR
FIXING PIN



← 4



PERNO FISSAGGIO
SENSORE Ø20 mm

Ø20 mm SENSOR
FIXING PIN



← 5



PERNO FISSAGGIO
SENSORE Ø16 mm

Ø16 mm SENSOR
FIXING PIN

RIF. REF.	CODICE CODE	DESCRIZIONE DESCRIPTION	N°PEZZI PIECES N°	AP - AA - AR - AM - AUR - GCR - F-PBM - AS CCD-PWA - 3D-PWA - MAGNETICO
1	3000792	SICE - CORGHI - FAIP - TECO - MONDOLFO	1	OK
2	3002801	CEMB (new) - VAMAG - GIULIANO MOTORX	1	OK
3	3000783	BEAR	1	OK
4	3003755	FASEP	1	OK
5	3005376	CEMB (dal 2020/ starting from 2020)	1	OK

Supporti staffe e accessori

Supportswheel clamps - accessories




CODICE CODE	DESCRIZIONE DESCRIPTION
2002400	CSA




CODICE CODE	DESCRIZIONE DESCRIPTION
2002410	PSA

Supporti staffe e accessori Supportswheel clamps - accessories



CODICE CODE	DESCRIZIONE DESCRIPTION
2002411	TSA

Carrello Porta staffe **AA** **AA** Trolley



CODICE CODE	DESCRIZIONE DESCRIPTION
2005534	Carrello porta staffe AA AA trolley

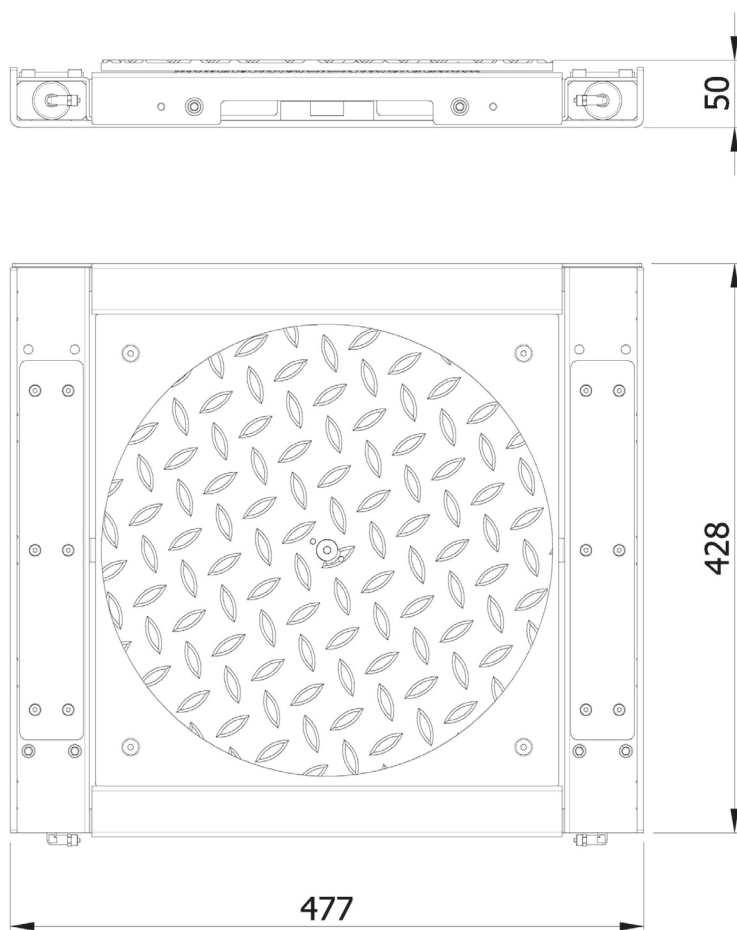
Coppia di piatti a bloccaggio pneumatico per **ROC** in spinta
Pair of turntables with pneumatic locking device for push&pull **ROC**



Coppia di piatti a bloccaggio pneumatico installabili su ogni tipo di ponte, che consente di eseguire il ROC in spinta. Attraverso un dispositivo a controllo pneumatico, è possibile bloccare il piatto nelle fasi di posizionamento della vettura, sbloccarlo per consentire le oscillazioni necessarie alle operazioni di calibrazione, e bloccarlo nuovamente per eseguire il ROC in spinta.

Pair of pneumatic locking turntables that can be installed on any type of lifter, that allows the push&pull ROC. Through a pneumatically controlled device, it is possible to block the plate during the positioning of the car, unlock it to allow the oscillations necessary for the calibration operations, and lock it again to perform the push&pull ROC.

Coppia di piatti a bloccaggio pneumatico per **ROC** in spinta
 Pair of turntables with pneumatic locking device for push&pull **ROC**

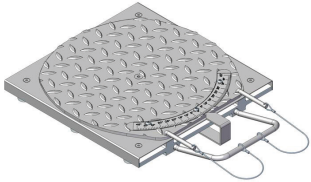


CODICE CODE	DESCRIZIONE DESCRIPTION
2005855	Coppia di piatti a bloccaggio pneumatico Pair of turntables with pneumatic locking device

Dimensioni Dimensions	428 x 477 / h 50 mm
Portata Massima Max. Capacity	1000 Kg
Pressione di esercizio Working pressure	8 / 10 bar

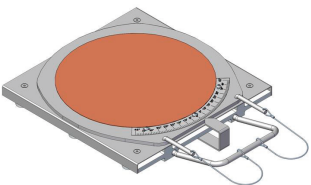
Piatto oscillante goniometrico

Car turntable



← 1

Dimensioni Dimensions	355 x 355 h 40 mm
Portata Massima Max. Capacity	1000 Kg

Set composto da :
N°2 PIATTISet composed of :
N°2 TURNTABLES

← 2

Dimensioni Dimensions	355 x 355 h 40 mm
Portata Massima Max. Capacity	1000 Kg

Set composto da :
N°2 PIATTISet composed of :
N°2 TURNTABLES

← 3

Dimensioni Dimensions	380 x 380 h 50 mm
Portata Massima Max. Capacity	600 Kg

Set composto da :
N°2 PIATTISet composed of :
N°2 TURNTABLES

RIF. REF.	CODICE CODE	DESCRIZIONE DESCRIPTION	N°PEZZI PIECES N°
1	2004875	POG 355 F Coppia di piatti con superficie bugnata, telaio in alluminio POG 355 F Pair of turntables with Buckled plate, aluminium frame	2
2	2004889	POG 355 F Coppia di piatti con superficie abrasiva, telaio in alluminio POG 355 F Pair of turntables with sand paper, aluminium frame	2
3	2004890	POG 350 F Coppia di piatti con superfice abrasiva, telaio in acciaio POG 350 F Pair of turntables with sand paper, steel frame	2


Piatto oscillante goniometrico

Car turntable

Set composto da :
N°2 PIATTI

Set composed of :
N°2 TURNTABLES

Dimensioni Dimensions	355 x 355 h 40 mm
Portata Massima Max. Capacity	1000 Kg


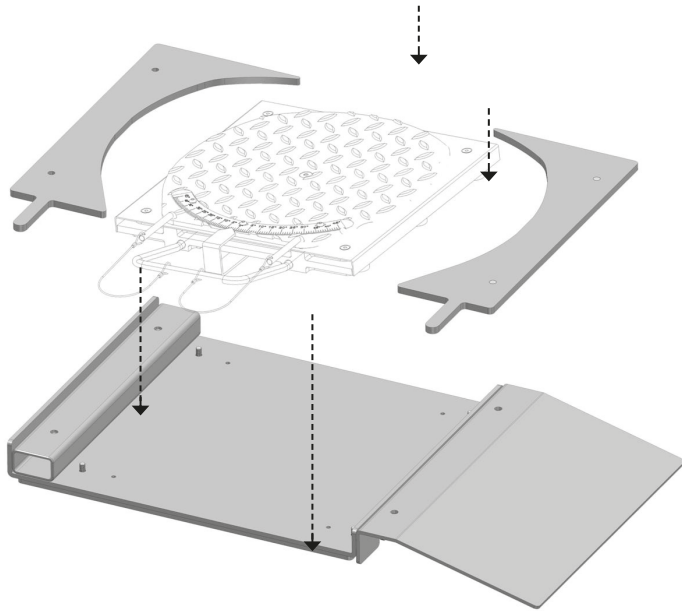


NUOVO - NEW

RIF. REF.	CODICE CODE	DESCRIZIONE DESCRIPTION	N°PEZZI PIECES N°
4	2005150	POG 355 F Coppia di piatti con telaio in alluminio POG 355 F ECO Pair of turntables with aluminium frame	2

Kit roc-s per POG 355

Kit roc-s for POG 355



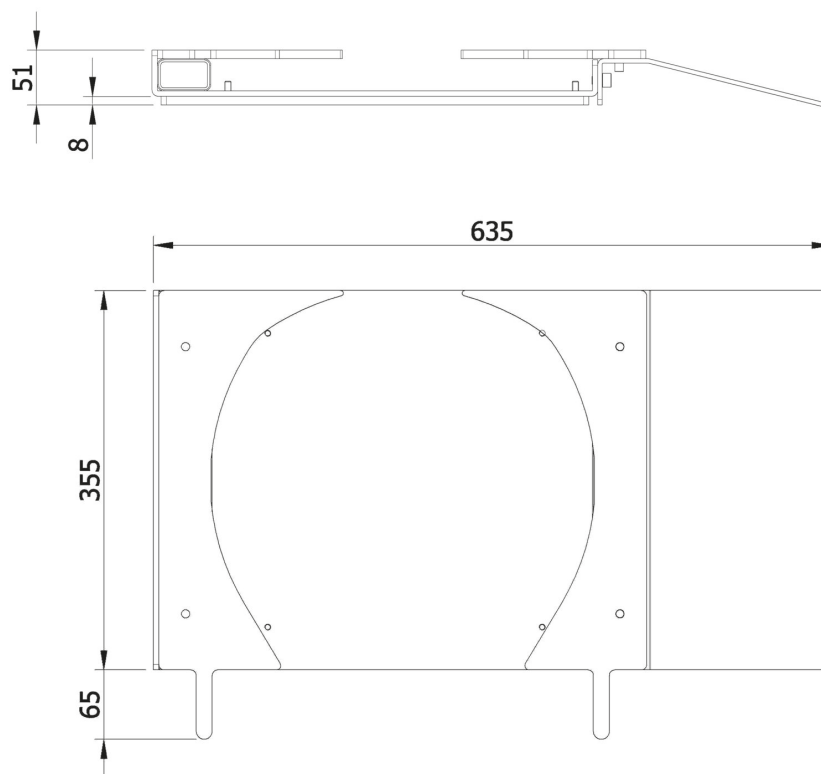
CODICE CODE
2005850

Il Kit ROC-S, utilizzabile sui nostri piatti oscillanti (serie POG-355) è stato progettato per consentire all'operatore di eseguire correttamente la procedura di compensazione o R.O.C a spinta.

The kit ROC-S can be used on Femas's turn plates (model POG-355) and it has been engineered to allow the operator to execute the runout-compensation procedure correctly.

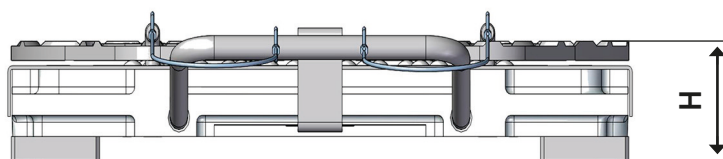
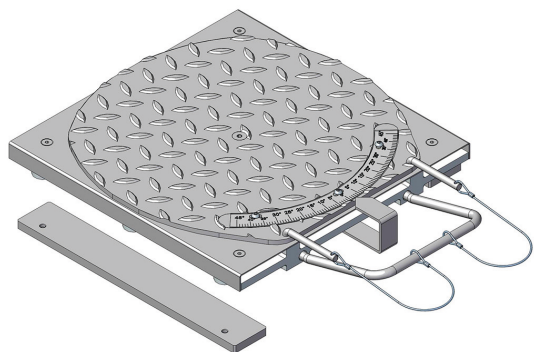
Kit roc-s per **POG 355**

Kit roc-s for **POG 355**




Spessori a richiesta **POG 355 F**


POG 355 F spacer optional




SPESSORE - SPACER




↑
1



↑
2



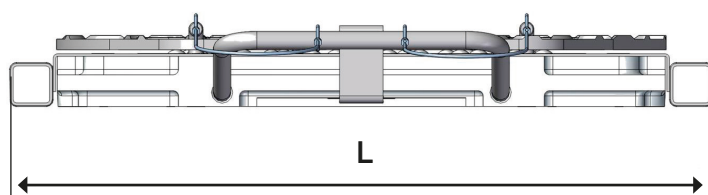
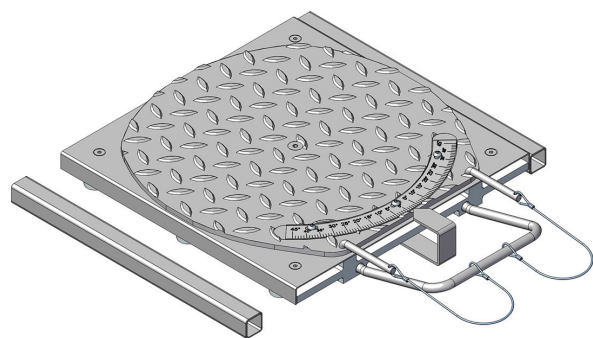
↑
3



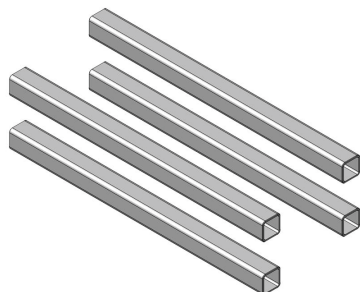
↑
4

RIF. REF.	CODICE CODE	DESCRIZIONE DESCRIPTION	H (mm)	N°PEZZI PIECES N°
1	2004865	SET DI 4 SPESSORI SET OF 4 SPACERS	55 mm	4
2	2004866	SET DI 4 SPESSORI SET OF 4 SPACERS	50 mm	4
3	2004867	SET DI 4 SPESSORI SET OF 4 SPACERS	52 mm	4
4	2004846	SET DI 4 SPESSORI PER MONDOLFO SET OF 4 SPACERS FOR MONDOLFO	52 mm	4

Distanziali a richiesta **POG 355 F** **POG 355 F** spacer optional



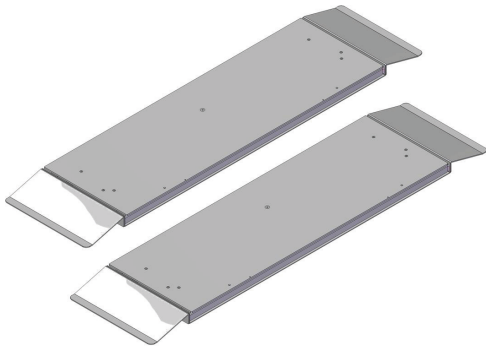
SPESSORE - SPACER



RIF. REF.	CODICE CODE	DESCRIZIONE DESCRIPTION	L (mm)	N°PEZZI PIECES N°
1	2004847	SET DI 4 DISTANZIALI PER PONTI OMER - ROTARYBLITZ - MAITE SET OF 4 SPACERS FOR OMER - ROTARYBLITZ - MAITE	25x25 mm	4

Pedane mobili per ponti auto e furgoni

Sliding tables for car and van lifters


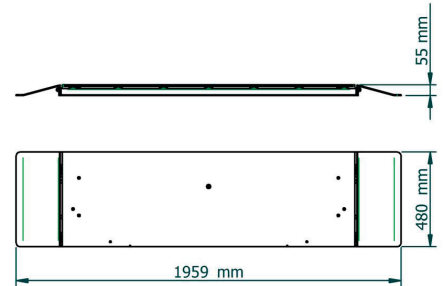


NUOVO - NEW



con doppia oscillazione

with double oscillation

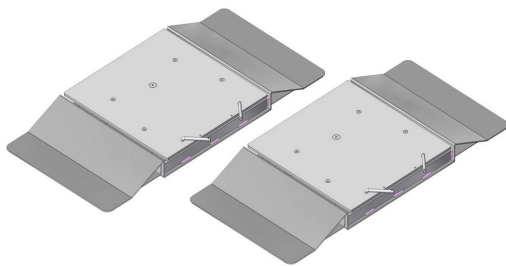
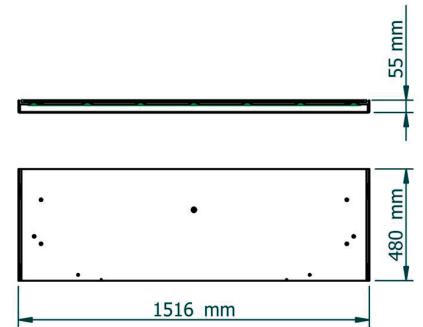


NUOVO - NEW



con doppia oscillazione

with double oscillation

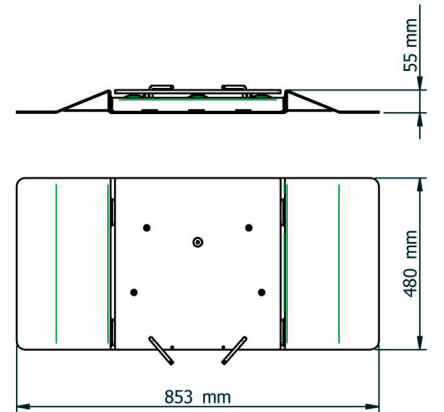


NUOVO - NEW



con doppia oscillazione

with double oscillation



RIF. REF.	CODICE CODE	DESCRIZIONE DESCRIPTION	PORTATA MASSIMA MAXIMUM CAPACITY	N°PEZZI PIECES N°
1	2005152	COPPIA DI PEDANE MOBILI DA ESTERNO, CON DOPPIA OSCILLAZIONE PAIR OF SLIDING TABLES, WITH DOUBLE OSCILLATION	1200 Kg	2
2	2005153	COPPIA DI PEDANE MOBILI DA INCASSO, CON DOPPIA OSCILLAZIONE PAIR OF SLIDING TABLES FOR BUILT-IN, WITH DOUBLE OSCILLATION	1200 Kg	2
3	2005722	COPPIA DI PEDANE PICCOLE MOBILI CON DOPPIA OSCILLAZIONE PAIR OF SMALL SLIDING TABLES WITH DOUBLE SWING	1000 Kg	2

Pedane mobili per ponti auto e furgoni

Sliding tables for car and van lifters

Set composto da : N°2 PIATTI

Set composed of : N°2 TURNTABLES

Dimensioni Dimensions	400 x 475 x h 54 mm
--------------------------	---------------------

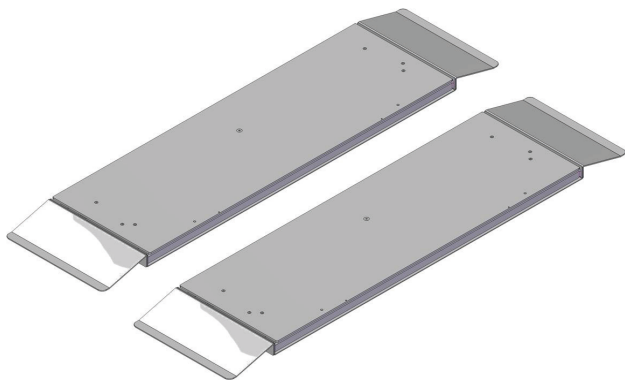


1
↓

RIF. REF.	CODICE CODE	DESCRIZIONE DESCRIPTION	PORTATA MASSIMA MAXIMUM CAPACITY	N°PEZZI PIECES N°
1	2004895	COPPIA DI PEDANE POSTERIORI PICCOLE PAIR OF REAR SMALL SLIDING TABLES	600 Kg	2

Kit pedane mobili ponti auto - furgoni

Sliding tables for car and van lifters kit

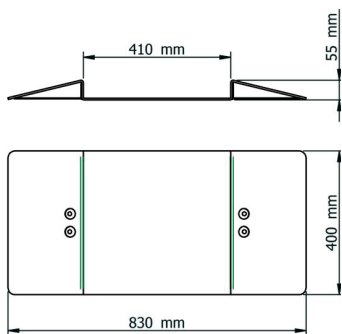


Kit **cod.2005154** composto da :
N°2 PEDANE MOBILI DA ESTERNO **cod.2005152**,
N°2 SUPP. PIATTI **cod.2004999**

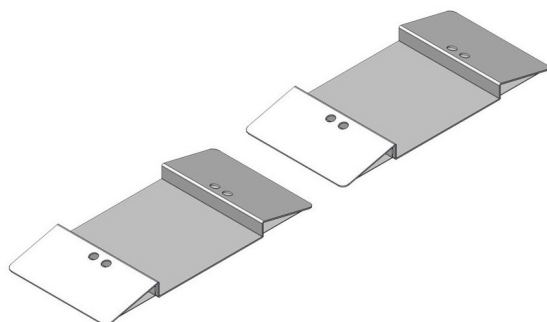
Kit **cod.2005154** composed of :
N°2 SLIDING TABLES **cod.2005152**,
N°2 TURNPLATE SUPPORTS **cod.2004999**

con doppia oscillazione

with double oscillation





RIF. REF.	CODICE CODE	DESCRIZIONE DESCRIPTION	N°PEZZI PIECES N°
1	2005154	KIT PEDANE MOBILI + SUPPORTI, CON DOPPIA OSCILLAZIONE KIT OF SLIDING TABLES + SUPPORTS, WITH DOUBLE OSCILLATION	4



CODICE CODE	DESCRIZIONE DESCRIPTION
2004999	COPPIA DI SUPPORTI PER PIATTI PAIR OF TURNPLATE SUPPORTS

NUOVO - NEW

Premi freno per autovetture Brake holder for car



↑

1

↑

2

RIF. REF.	CODICE CODE	DESCRIZIONE DESCRIPTION
1	2004899	PREMI FRENO A CREMAGLIERA RACK BRAKE HOLDER
2	2004780	PREMI FRENO BRAKE HOLDER

Blocca sterzo per autovetture

Steering holder for car



← 1




← 2

RIF. REF.	CODICE CODE	DESCRIZIONE DESCRIPTION
1	2004770	BLOCCA STERZO (Appoggio sul sedile) STEERING HOLDER (Resting on the seat)
2	2004970	BLOCCA STERZO "P" (Appoggio sul piano pedaliera) "P" STEERING HOLDER (Resting on the floor)

Kit premi freno + Blocca sterzo Kit brake - holder + Steering holder

Kit **cod.2004979** composto da :
N°1 PREMI FRENO **cod.2004975**
N°1 BLOCCA STERZO **cod.2004970**


Kit **cod.2004979** composed of :
N°1 BRAKE HOLDER **cod.2004975**
N°1 STEERING HOLDER **cod.2004970**



CODICE CODE	DESCRIZIONE DESCRIPTION
2004975	SOLO PREMI FRENO "P" ONLY "P" BRAKE HOLDER

RIF. REF.	CODICE CODE	DESCRIZIONE DESCRIPTION	N°PEZZI PIECES N°
1	2004979	KIT COMPLETO COMPLETE KIT	2

Barra MERCEDES MERCEDES bar



RIF. REF.	CODICE CODE	DESCRIZIONE DESCRIPTION	N°PEZZI PIECES N°
2	2004848	BARRA MERCEDES MERCEDES BAR	1

Livelle per volante

Spirit level for steering wheel



↑
1



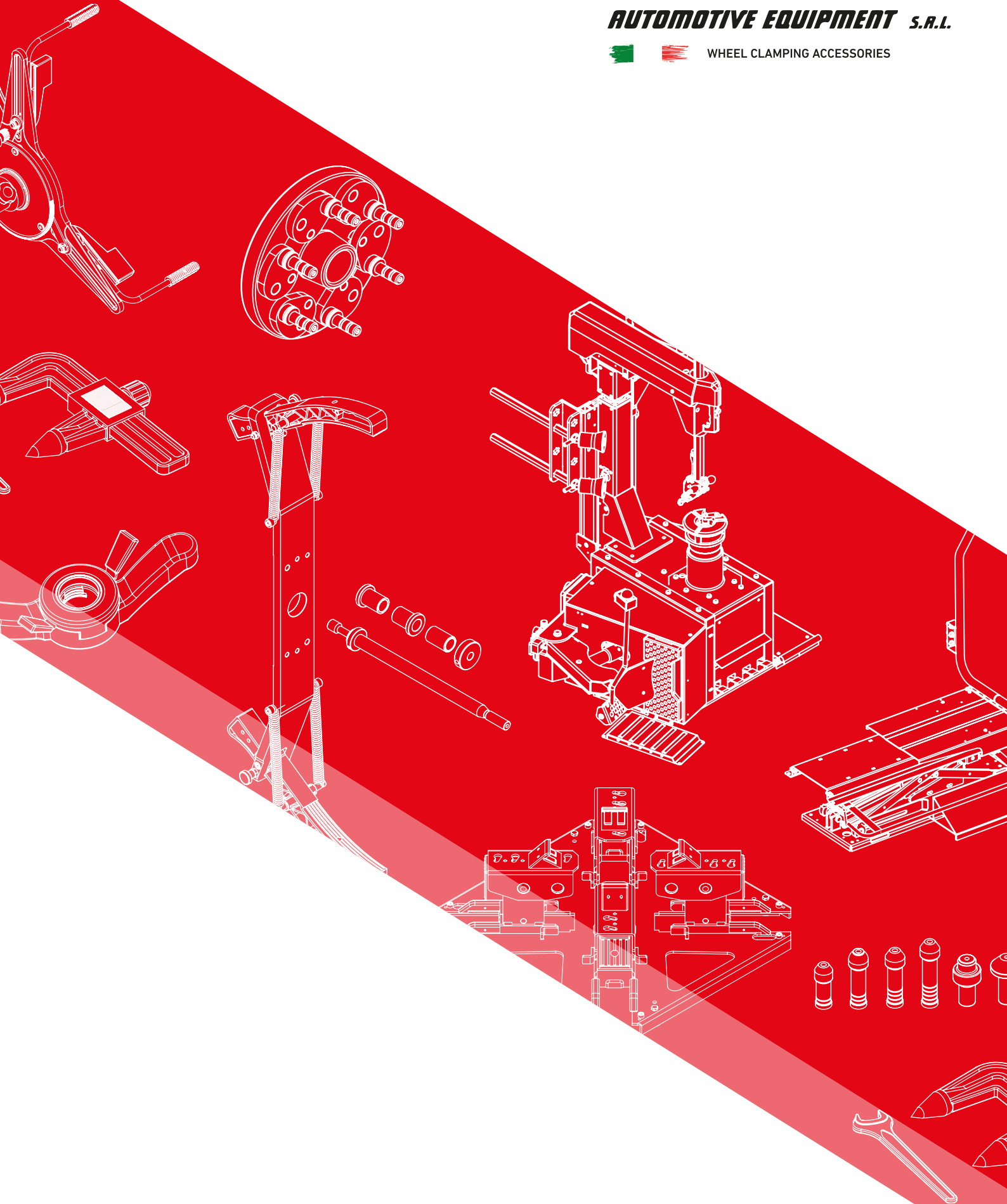
↑
2

RIF. REF.	CODICE CODE	DESCRIZIONE DESCRIPTION	N°PEZZI PIECES N°
1	2004940	LPV, LIVELLA PER VOLANTE LPV, SPIRIT LEVEL FOR STEERING	1
2	2004765	LPV-A, LIVELLA RAPIDA PER VOLANTE LPV-A, QUICK SPIRIT LEVEL FOR STEERING	1

femas[®]

AUTOMOTIVE EQUIPMENT S.R.L.

  WHEEL CLAMPING ACCESSORIES



accessori per ASSETTO RUOTE CAMION
accessories for TRUCK WHEELS ALIGNMENT

LEGENDA - LEGEND

 **D** accessori per Assetto Ruote Auto - accessories for Car Wheels Alignment

 **E** accessori per Assetto Ruote Camion - accessories for Truck Wheels Alignment


Assetto ruote camion Truck alignment wheel

L'assetto ruote o più semplicemente convergenza, è un'apparecchiatura atta alla misurazione degli angoli geometrici caratteristici delle ruote di un autoveicolo. Quando questi angoli non sono quelli previsti dal costruttore si possono manifestare problemi di usura anomala dei pneumatici o un comportamento anomalo del veicolo durante la marcia su strada, fenomeni di deriva laterale del veicolo o scarsa tenuta di strada. L'usura del veicolo e gli urti accidentali (buche, marciapiedi, etc.) rendono consigliabile il controllo periodico dell'assetto. La sostituzione di particolari della sospensione rende tale controllo obbligatorio.

Wheel alignment is part of standard automobile maintenance that consists of adjusting the angles of the wheels so that they are set to the car maker's specification. The purpose of these adjustments is to reduce tire wear and recover geometric angle diffornity (due to accidents or to the normal vehicle aging), and to ensure that vehicle-travel is straight and true. In order to grant accurate measurement, all wheel-aligner sensors have to rely on precise reference surfaces, perfectly granted by all Femas Wheel Clamping Devices.

Tutti gli attacchi uno a uno prima della commercializzazione sono sottoposti a severi controlli atti a garantirne la qualità e la precisione. Aspetto scrupolosamente controllato è l'ortogonalità (90°) del piano dove viene fissato il sensore.



A state-of-the-art laser system tests all wheel clamps one by one before delivery. Particularly, all surfaces and the orthogonal precision of the sensor fixing room are granted as 100% precise on all our models.



Attacco camion per ruote **ANTERIORI**

Truck clamp for **FRONT** wheel

ARC - A








Kit composto da :
N°2 ATTACCHI COMPLETI, N°6 PERNI CORTI
(Ø60 mm, lungh. 78 mm) N°4 BRACCETTI SPECIALI

Kit composed of :
N°2 ASSEMBLY CLAMPS, N°6 SHORTH PINS
(Ø60 mm long 78 mm), N°4 SPECIAL ARM





INTERASSI PERNI - PINS INTERAXES
3x205 - 3x8 3/4" - 3x225
3x245 - 3x275 - 3x285 - 3x335



ASSETTO WHEEL ALIGNMENT	CODICE CODE	PERNO SENSORE (A RICHIESTA) SENSOR PIN (OPTIONAL)	Ø MOZZO HUB Ø
ATT - BOSCH - NUSSBAUM - SICE - CORGHI - FAIP - TECO	2003196	 Cod. 3000792 (Ø20)	-
HOFMANN	2003197		Ø16 mm
HUNTER (new)	2003198		Ø15 mm
BEISSBARTH	2003199		Ø15 mm
BEAR	2003201	 Cod. 3000783 (Ø22,5)	-
FASEP	2003202	 Cod. 3003755 (Ø20)	-
JOHN BEAN (new) - SNAP-ON (new) - BALCO (new)	2003204		Ø15 mm
SPACE - CORMACH - RAVAGLIOLI - SIRIO - CEMB (old)	2003205		Ø16 mm
CEMB (new) - VAMAG - GIULIANO - MOTORX	2003206	 Cod. 3002801 (Ø16) Cod. 3005376 (Ø16) CEMB dal 2020	-
CEMB 3D ANTERIORE / FRONT	2005655		

Attacco camion per ruote **POSTERIORI** Truck clamp for **REAR** wheel

ARC - P








Kit composto da :
N°2 ATTACCHI COMPLETI, N°6 PERNI CORTI
(Ø60 mm, lungh. 392 mm) N°4 BRACCETTI SPECIALI

Kit composed of :
N°2 ASSEMBLY CLAMPS, N°6 SHORTH PINS
(Ø60 mm long 392 mm), N°4 SPECIAL ARM



INTERASSI PERNI - PINS INTERAXES
3x205 - 3x8 3/4" - 3x225
3x245 - 3x275 - 3x285 - 3x335




ASSETTO WHEEL ALIGNMENT	CODICE CODE	PERNO SENSORE (A RICHIESTA) SENSOR PIN (OPTIONAL)	Ø MOZZO HUB Ø
ATT - BOSCH - NUSSBAUM - SICE - CORGHI - FAIP - TECO	2003207	 Cod. 3000792 (Ø20)	-
HOFMANN	2003208		Ø16 mm
HUNTER (new)	2003209		Ø15 mm
BEISSBARTH	2003210		Ø15 mm
BEAR	2003211	 Cod. 3000783 (Ø22,5)	-
FASEP	2003212	 Cod. 3003755 (Ø20)	-
JOHN BEAN (new) - SNAP-ON (new) - BALCO (new)	2003214		Ø15 mm
SPACE - CORMACH - RAVAGLIOLI - SIRIO - CEMB (old)	2003215		Ø16 mm
CEMB (new) - VAMAG - GIULIANO - MOTORX	2003216	 Cod. 3002801 (Ø16) Cod. 3005376 (Ø16) CEMB dal 2020	-
CEMB 3D POSTERIORE / REAR	2005654		

Kit attacco ruote camion

Truck wheels clamp kit

ARC (A+P)




Kit composto da :
N°4 ATTACCHI COMPLETI, N°6 PERNI CORTI
(Ø60 mm, lungh. 78 mm), N°6 PERNI LUNGHI
(Ø60 mm, lungh. 392 mm), N°4 BRACCETTI SPECIALI

Kit composed of :
N°4 ASSEMBLY CLAMPS, N°6 SHORTH PINS
(Ø60 mm long 78 mm), N°6 LONG PINS
(Ø60 mm long 392 mm), N°4 SPECIAL ARM



INTERASSI PERNI - PINS INTERAXES
3x205 - 3x8 3/4" - 3x225
3x245 - 3x275 - 3x285 - 3x335



ASSETTO WHEEL ALIGNMENT	CODICE CODE	PERNO SENSORE (A RICHIESTA) SENSOR PIN (OPTIONAL)	Ø MOZZO HUB Ø
ATT - BOSCH - NUSSBAUM - SICE - CORGHI - FAIP - TECO	2003217	 Cod. 3000792 (Ø20)	-
HOFMANN	2003218		Ø16 mm
HUNTER (new)	2003219		Ø15 mm
BEISSBARTH	2003220		Ø15 mm
BEAR	2003221	 Cod. 3000783 (Ø22,5)	-
FASEP	2003222	 Cod. 3003755 (Ø20)	-
JOHN BEAN (new) - SNAP-ON (new) - BALCO (new)	2003224		Ø15 mm
SPACE - CORMACH - RAVAGLIOLI - SIRIO - CEMB (old)	2003225		Ø16 mm
CEMB (new) - VAMAG - GIULIANO - MOTORX	2003226	 Cod. 3002801 (Ø16) Cod. 3005376 (Ø16) CEMB dal 2020	-
CEMB 3D POSTERIORE / REAR	2005654		
CEMB 3D ANTERIORE / FRONT	2005655		

AAC 17,5"- 22,5" Attacco Appoggio Camion AAC 17,5"- 22,5" Truck Quick wheel Clamp








NUOVO - NEW

DIMENSIONE MINIMA RUOTA **215 / 75 R 17,5**
DIMENSIONE MASSIMA RUOTA **385 / 65 R 22,5**

MINIMUM WHEEL DIAMETER **215 / 75 R 17,5**
MAXIMUM WHEEL DIAMETER **385 / 65 R 22,5**

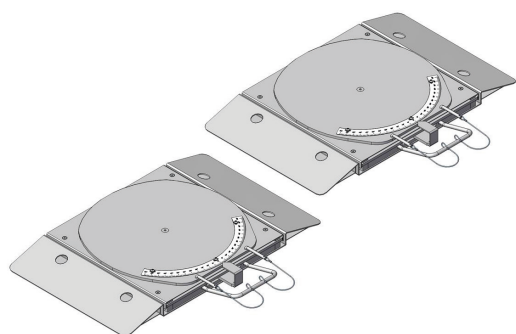
Attacco autocentrante e autocompensante
Self - centering and self - compensating wheel clamp



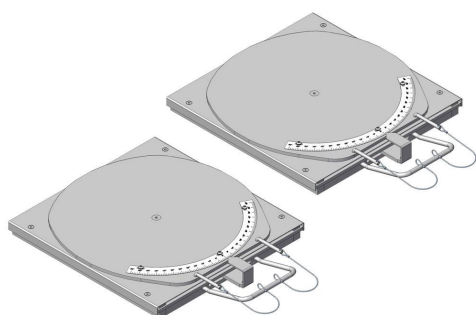
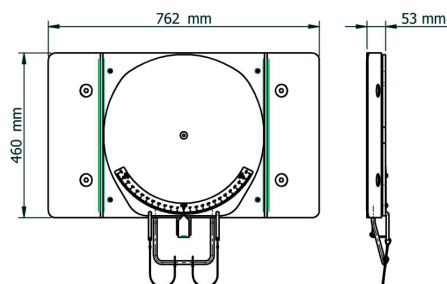
ASSETTO WHEEL ALIGNMENT	CODICE CODE	PERNO SENSORE (A RICHIESTA) SENSOR PIN (OPTIONAL)	Ø MOZZO HUB Ø
ATT - BOSCH - NUSSBAUM - SICE - CORGHI - FAIP - TECO	2005157	 Cod. 3000792 (Ø20)	-
HOFMANN	2005158		Ø16 mm
HUNTER (new)	2005159		Ø15 mm
BEISSBARTH	2005160		Ø15 mm
BEAR	2005161	 Cod. 3000783 (Ø22,5)	-
FASEP	2005162	 Cod. 3003755 (Ø20)	-
JOHN BEAN (new) - SNAP-ON (new) - BALCO (new)	2005164		Ø15 mm
SPACE - CORMACH - RAVAGLIOLI - SIRIO - CEMB (old)	2005165		Ø16 mm
CEMB (new) - VAMAG - GIULIANO - MOTORX	2005166	 Cod. 3002801 (Ø16) Cod. 3005376 (Ø16) CEMB dal 2020	-
CEMB 3D POSTERIORE / REAR	2005660		
CEMB 3D ANTERIORE / FRONT	2005661		

PIATTO GONIOMETRICO DA CAMION TRUCK TURNTABLE

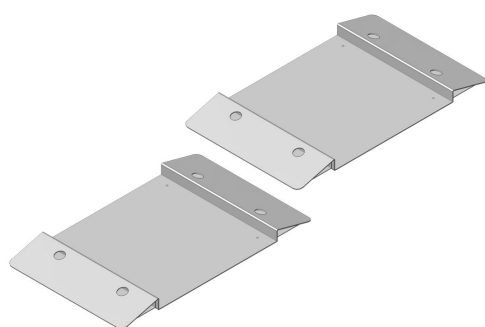
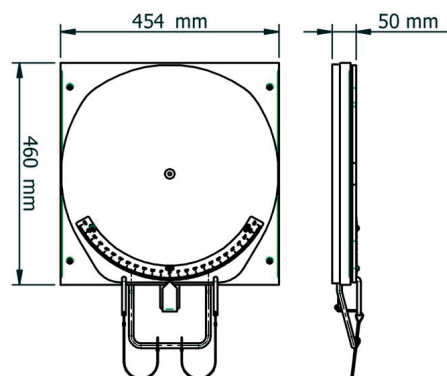
POG 360 F



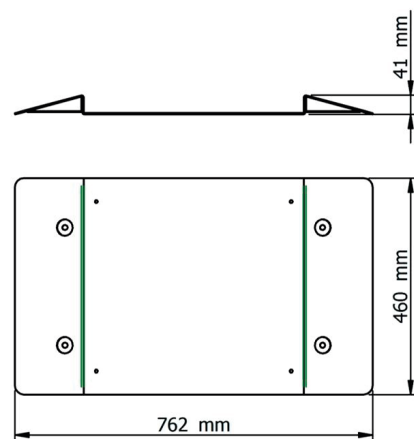
← 1 →



← 2 →



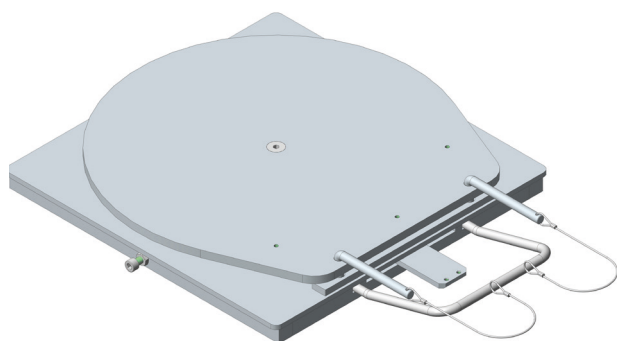
← 3 →



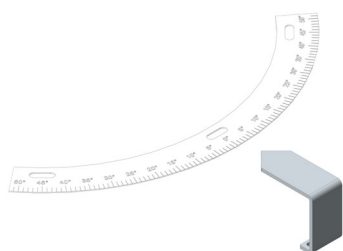
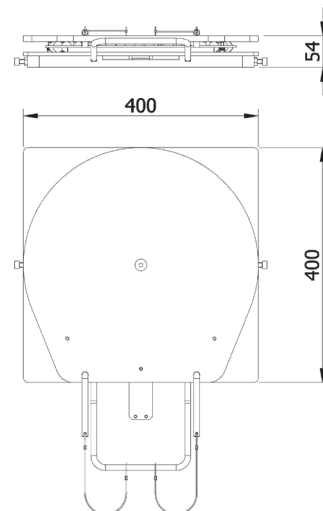
RIF. REF.	CODICE CODE	DESCRIZIONE DESCRIPTION	PORTATA MASSIMA MAXIMUM CAPACITY	N°PEZZI PIECES N°
1	2004964	COPPIA DI PIATTI CAMION CON SUPPORTI PAIR OF TRUCK TURNABLES WITH SUPPORTS	6000 Kg	4
2	2004965	COPPIA DI PIATTI CAMION PAIR OF TRUCK TURNABLES	6000 Kg	2
3	2004966	COPPIA DI SUPPORTI PER PIATTI CAMION PAIR OF TRUCK TURNABLES SUPPORTS		2

PIATTO GONIOMETRICO DA CAMION TRUCK TURNTABLE

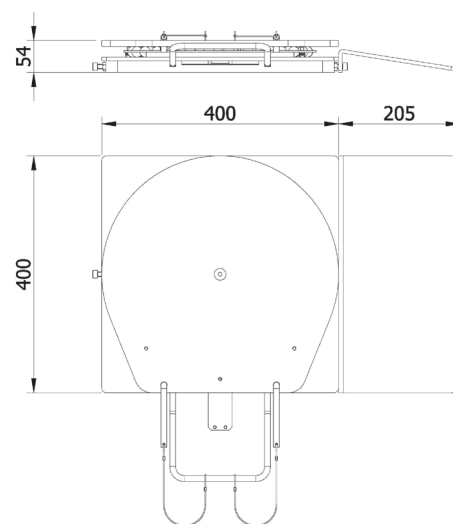
POG 450 F



← 1 →

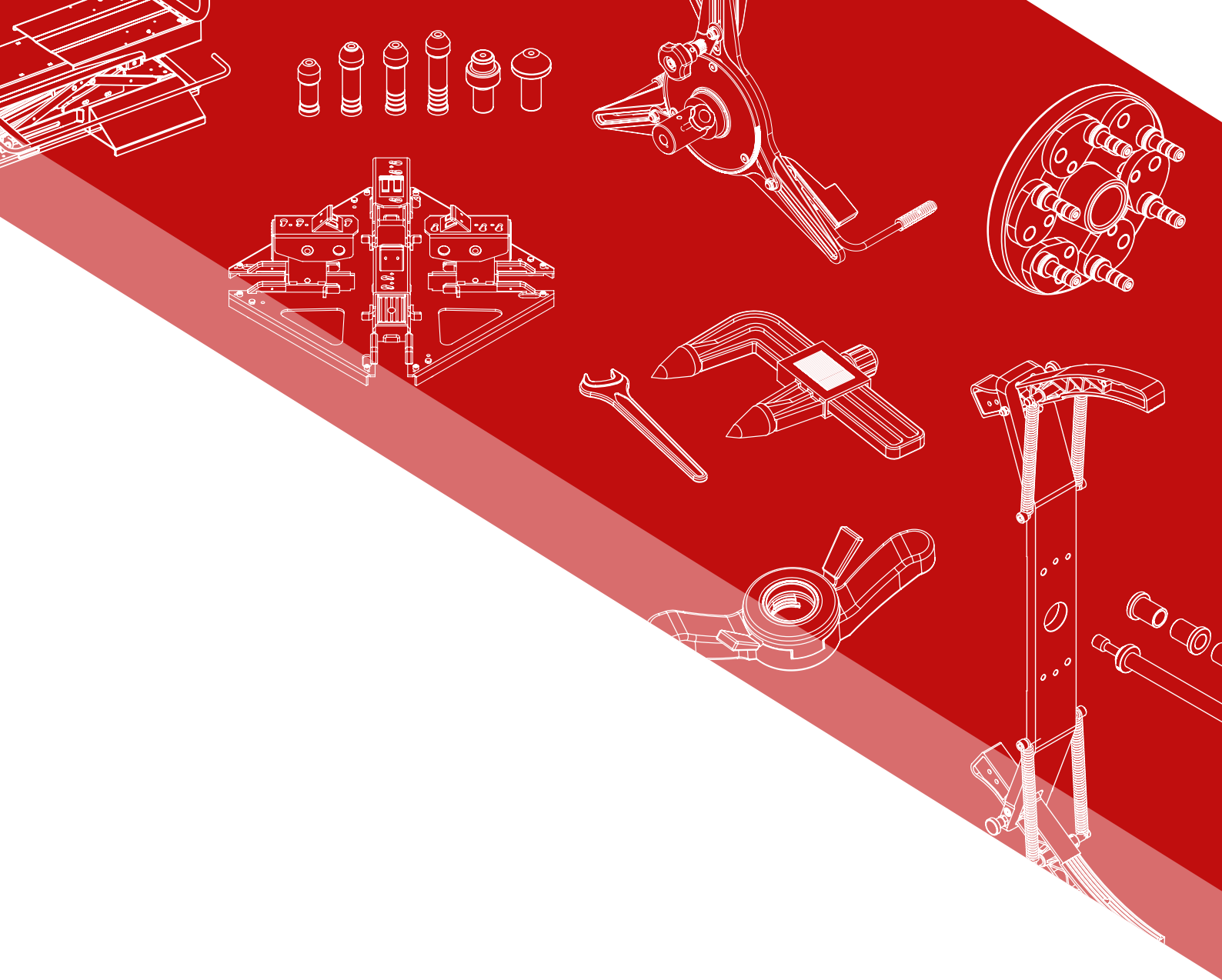


← 2 →



← 3 →

RIF. REF.	CODICE CODE	DESCRIZIONE DESCRIPTION	PORTATA MASSIMA MAXIMUM CAPACITY	N°PEZZI PIECES N°
1	2005809	COPPIA DI PIATTI CAMION POG 450 F PAIR OF TRUCK TURNPLATES POG 450 F	4500 Kg	2
2	2005822	KIT GONIOMETRO POG 450 F (2 PZ.) DEGREE ANGLE MEASURE TOOL KIT POG 450 F (2 PC.)		2
3	2005823	KIT RAMPE PER POG 450 F POG 450 F RAMPS KIT		2



femas[®]

AUTOMOTIVE EQUIPMENT S.R.L.

  WHEEL CLAMPING ACCESSORIES

Via Dario Gaiti, 23 - 42015, Correggio (Re)
tel: 0522 693885 - fax.: 0522 693961
mail: www.femasrl.com



www.femasrl.com

04/2022